

Setting up your JustGiving page

The easiest and most cost effective way to fundraise online is via JustGiving.



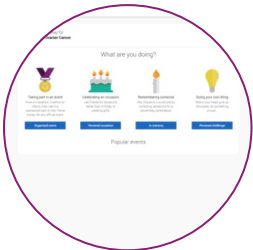
JustGiving

Go to [justgiving.com/targetovariancancer](https://www.justgiving.com/targetovariancancer) and click 'fundraise for us' (the orange button at top right).



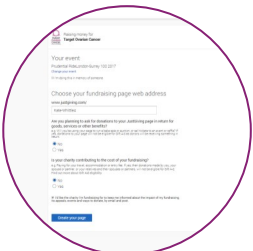
Sign up or log on

Use your existing JustGiving account or sign up if you don't already have one. You can also sign up using Facebook.



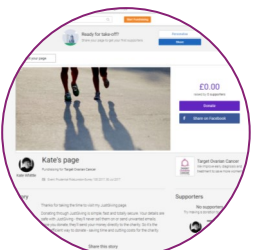
Choose how you are fundraising

Choose the option most relevant to what you are doing.



Create your page

Check the options given and change them if you want to. Click the blue 'create your page' button.



That's it!

You're now ready to make your page stand out from the crowd; the more you make it your own, the more compelled people will feel to donate. Check out our top tips!

JustGiving tips

Follow these top tips to get the most from your fundraising page:

1. Say what you're doing

Keep it short and sweet!
Your supporters like to know at a glance what you are taking on.

3. Smile for the camera

Including an image is shown to increase your page value by 23%.

5. Tell your story

Explain why you've chosen to support Target Ovarian Cancer.

7. Share your success

Include your offline fund raising so all your efforts can be seen by your supporters.

The screenshot shows a JustGiving fundraising page for Target Ovarian Cancer. The page includes a header with a progress bar (0% raised of £315 target), a 'Donate' button, and a 'Share on Facebook' button. Below the header is a section titled 'Simon's Coffee morning' with a photo of cupcakes (callout 3) and a 'Story' section (callout 5) containing text about the fundraiser. The 'Updates' section (callout 6) shows a post about materials received. The 'Photos' section (callout 7) displays images of the fundraiser. The 'About the charity' section provides information about Target Ovarian Cancer. A 'Donation summary' table is at the bottom.

Donation summary			
Total raised	Online donations	Offline donations	Text donations
£0.00	£0.00	£0.00	£0.00

2. Share your aim

Supporters like to see your goal. Setting a target can increase your fundraising by 45%.

4. Shout about it

Share your page on social media. On average people need reminding three times before they donate.

6. Update your supporters

Let people know how you're getting on! Updates increase page value by 8% per post.

8. Say thank you

Thanking your supporters will show how much their support means.